

## Govt College For Girls, Patiala

### **Feedback Analysis Report**

**Session : 2021-22**

The purpose of this report is to provide a feedback analysis for the College based on the feedback received from students about various aspects of the college, including teachers and teaching, library, administration, and infrastructure. The feedback was collected through a survey conducted among students, and the results of the survey have been analyzed to identify the strengths and areas for improvement of the college.

#### **Feedback Report- Students Feedback Report for the Faculty and the college**

##### **I. Faculty Performance**

##### **1. On a scale of 1-5, 1 being very poor communication and 5 being very effective, how well the teachers are able to communicate.**

65% of respondents rated the teachers are very effective to communicate comes on a scale of '5'

20.7% of respondents rated the teachers are sometimes effective in communication comes on a scale of '4'

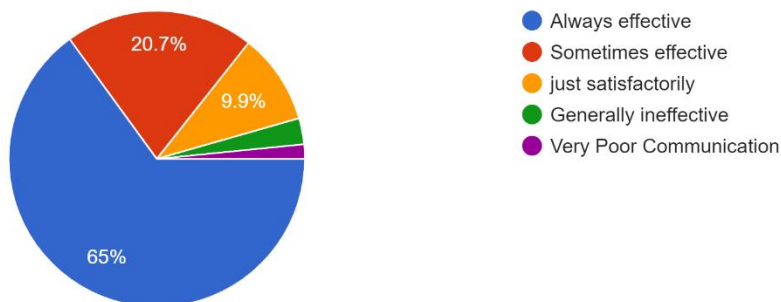
9.9% of respondents rated the teachers are just satisfactory in communication comes on a scale of '3'

2.2% of respondents rated the teachers are poor in communication comes on a scale '2'

2.2% of respondents rated the teachers are very poor in communication comes on a scale '1'

How well were the teachers able to communicate?

1,331 responses



##### **2. On a scale of 1-5, 1 being never provided such sessions and 5 being always very effective, how well are the interactive sessions and guidance provided by the teachers?**

63.8% of respondents rated the teachers are always very effective in giving interactive sessions and guidance comes on a scale of '5'

21% of respondents rated the teachers are sometimes effective in giving interactive sessions and guidance comes on a scale of '4'

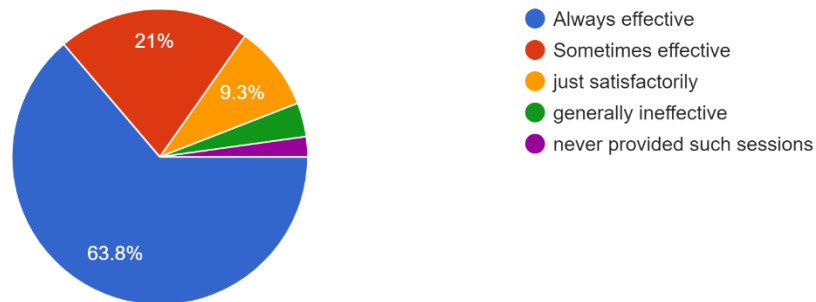
9.3% of respondents rated the teachers are just satisfactorily in giving interactive sessions and guidance comes on a scale of '3'

2.2% of respondents rated the teachers are generally ineffective in giving interactive sessions and guidance comes on a scale of '2'

2.2% of respondents rated the teachers never provided such sessions comes on a scale of '1'

How well were the interactive sessions and guidance provided by the teachers?

1,267 responses



**3. On a scale of 1-5, 1 being Below Average and 5 meaning excellent in using ICT tools by the teachers to check their IT skills?**

32.3% of respondents rated the teachers are excellent in using the ICT tools in the class comes on a scale of '5'

27.3% of respondents rated the teachers are very good at using the ICT tools in the class comes on a scale of '4'

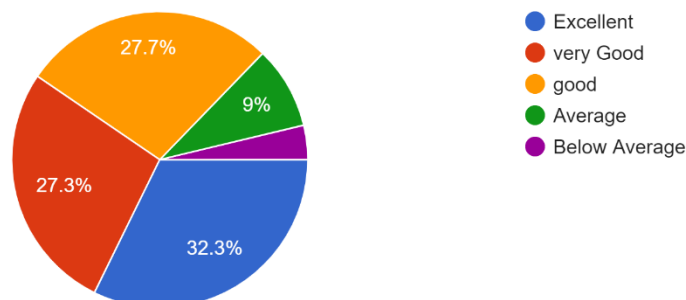
27.7% of respondents rated the teachers are good at using the ICT tools in the class comes on a scale of '3'

9% of respondents rated the teachers are average in using the ICT tools in the class comes on a scale of '2'

The rest of the respondents rated the teachers are below average in using the ICT tools in the class comes on a scale of '1'

Does your teacher have IT skills to use ICT tools in the class? (means your teachers are able to use audio, video tools to teach you)

1,255 responses



**4. On a scale of 1-5, 1 means never, and 5 means every time in how the way teacher encourages students to participate.**

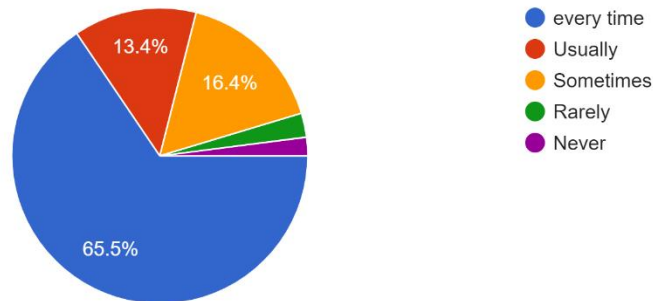
65.5% of respondents rated the teachers are always encouraging the students to participate comes on a scale of '5'

13.4% of respondents rated the teachers usually encouraging the students to participate comes on a scale of '4'

16.4% of respondents rated the teachers sometimes encouraging the students to participate comes on a scale of '3'

The rest of the respondents rated the teachers rarely and never encouraging the students to participate comes on a scale of '2' and '1'

Does teacher encourage you for your participation  
1,331 responses



**5. On a scale of 1-5, 1 means never, and 5 means every time in how the teachers illustrate concepts with the use of examples and applications**

54.2% of respondents rated the teachers as always illustrating concepts with examples and applications comes on a scale of '5'

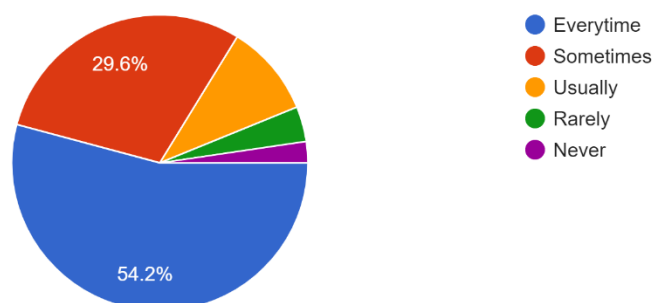
29.6% of respondents rated the teacher as sometimes illustrating concepts with the example and applications comes on a scale of '4'

10.1% of respondents rated the teacher as usually illustrating concepts with the example and applications comes on a scale of '3'

3.8% of respondents rated the teacher as rarely illustrating concepts with the example and applications comes on a scale of '2'

2.3% of respondents rated the teacher as never illustrating concepts with the example and applications comes on a scale of '1'

The teachers illustrate the concepts through examples and applications.  
1,331 responses



**6. On a scale of 1-5, 1 means never, and 5 means every time in how the teachers are able to identify the weaknesses of the students and help them to overcome them.**

54.1% of respondents rated the teachers as always being able to find their weaknesses and help them to overcome them comes on a scale of '5'

28.5% of respondents rated the teachers as sometimes being able to find their weaknesses and help them to overcome them comes on a scale of '4'

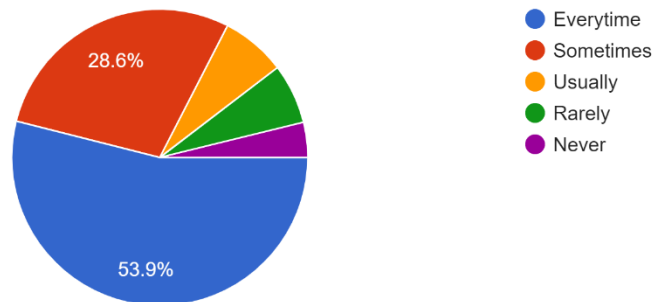
7% of respondents rated the teachers as usually being able to find their weaknesses and help them to overcome them comes on a scale of '3'

6.5% of respondents rated the teachers as rarely being able to find their weaknesses and help them to overcome them comes on a scale of '2'

3.8% of respondents rated the teachers as never being able to find their weaknesses and help them to overcome them comes on a scale of '1'

Teachers are able to identify your weaknesses and help you to overcome them.

1,331 responses



### Summary of Responses:

Overall, the feedback from students about the quality of teaching at the College was positive. Many students praised the dedication and enthusiasm of the teachers, and the majority reported that the teachers were knowledgeable and effective at explaining difficult concepts. However, some students did raise concerns about the availability of teachers outside of class for additional support, with a small number of students reporting that they had difficulty getting in touch with their teachers.=

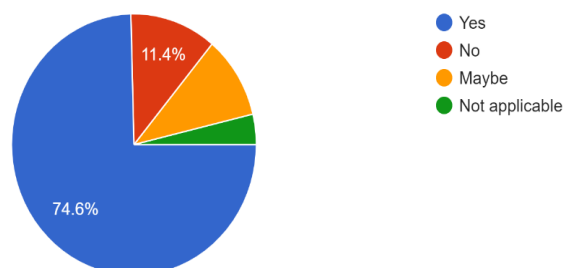
## II. Syllabus, its Transaction

### 1. To check how much the students are satisfied with the availability of the optional subject choices in the course

74.7% of respondents are satisfied with the availability and responded "yes", 11.4% are not satisfied with the availability so responded "no", the rest of the respondents 10.2% responded "maybe" and 3.7% responded "not applicable".

Are you satisfied with the availability of optional subjects within the course?

1,331 responses

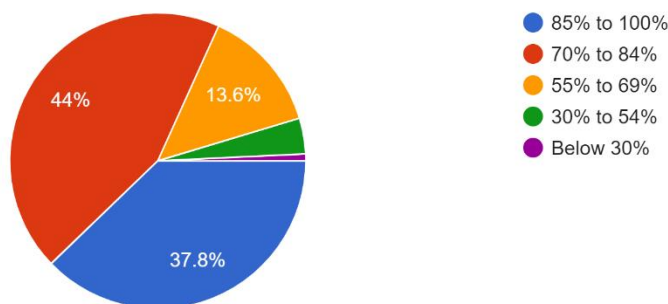


### 2. To check the syllabus coverage in the class, how much percentage of the whole syllabus is being covered in the class

37.8% of respondents agree with the **85% to 100% coverage** of the syllabus in the class, 43.8% of respondents agree with the **70% to 84% coverage** of the syllabus, 13.7% of respondents agree with the **55% to 69% coverage** of the syllabus, 3.9% of respondents agree with the **30% to 54% coverage** of the syllabus, and 0.7% of respondents gave a response of **'Below 30%' coverage** of the syllabus.

How much of the syllabus was covered in the class?

1,331 responses



### III. The Library

#### 1. On a scale of 1-5, 1 means never, and 5 means every time in the availability of prescribed material in the library.

61.7% of respondents rated the prescribed material as every time available in the library comes on a scale of '5'.

18.6% of respondents rated that the prescribed material that is usually available in the library comes on a scale of '4'.

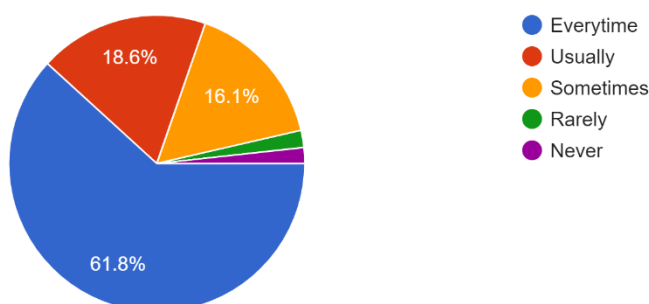
16% of respondents rated that the prescribed material that is sometimes available in the library comes on a scale of '3'.

1.9% of respondents rated that the prescribed material that is rarely available in the library comes on a scale of '2'.

1.7% of respondents rated that the prescribed material that is never available in the library comes on a scale of '1'.

Do you have material available for prescribed readings in your college library?

1,331 responses



#### 2. On a scale of 1-4, 1 means never, and 4 means every time in the availability of reference books in the library.

64.6% of respondents rated that the reference books as every time available in the library come on a scale of '4'.

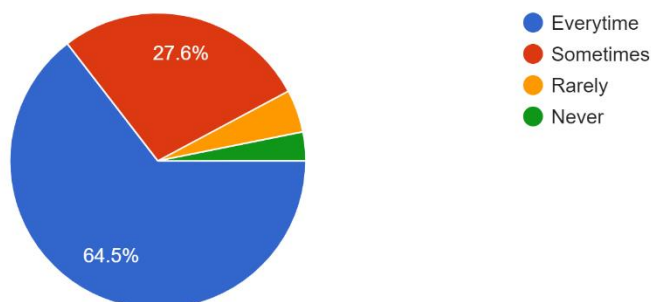
27.6% of respondents rated that the reference books that are sometimes available in the library come on a scale of '3'.

4.7% of respondents rated the reference books that are rarely available in the library come on a scale of '2'.

3.1% of respondents rated that the reference books that are never available in the library come on a scale of '1'.

Do you have reference books available in your library?

1,331 responses



**3. On a scale of 1-4, 1 means never, and 4 means every time in the availability of e-journals and e-books in the library.**

57.4% of respondents rated the e-books and e-journals as every time available in the library come on a scale of '4'.

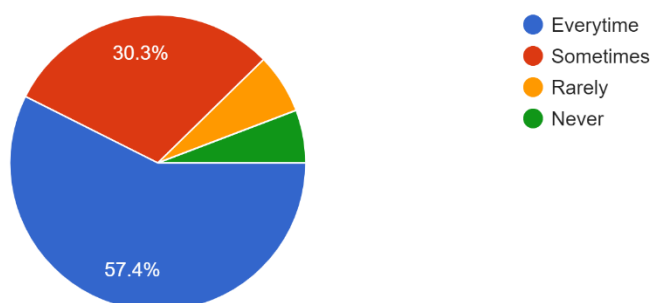
30.3% of respondents rated that the e-books and e-journals that are sometimes available in the library come on a scale of '3'.

6.5% of respondents rated the e-books and e-journals that are rarely available in the library come on a scale of '2'.

5.8% of respondents rated that the e-books and e-journals that are never available in the library come on a scale of '1'.

Are the latest e-books and e-journals available in the college Library?

1,331 responses



**Summary of Responses:**

The feedback from students about the college library was mostly positive, with many students praising the wide range of resources available and the helpfulness of the library staff. However, some students did report that the library could be overcrowded at

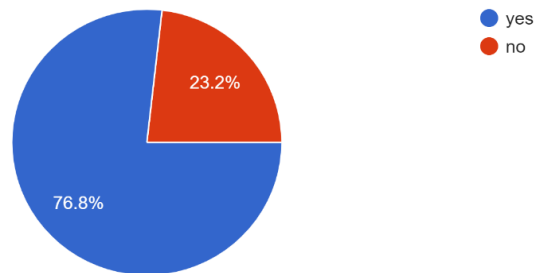
times, and a few suggested that the library could benefit from additional study spaces and updated computer equipment.

#### IV. Co-Curriculum Activities

In this, we take feedback about NSS, NCC, Sports activities, and the functioning of the Placement Cell. Especially this is embedded in the feedback to know whether the students are aware of the activities and their functioning.

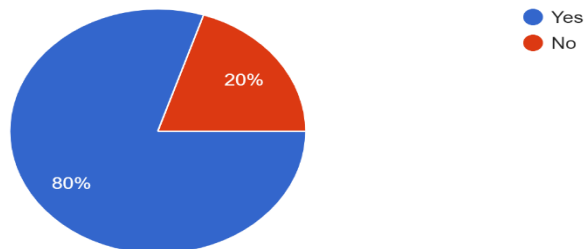
1. Awareness of the functioning of the Placement Cell, 76.8% of respondents rated it as “yes” and 23.2% of them rated it as “no”.

Are you aware of the functioning of a placement cell in the college?  
1,267 responses



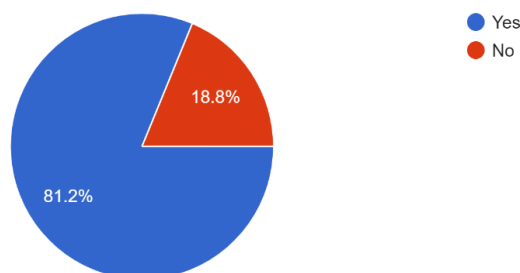
2. Availability of the Sports Facilities, 80.1 % of respondents rated it as “yes” and 19.9% of respondents rated it as “no”.

Do you have sports facilities available in your college?  
1,331 responses



3. Awareness of the NSS and NCC activities, 81.2% of respondents rated it as “yes” and 18.8% of respondents rated it as “no”

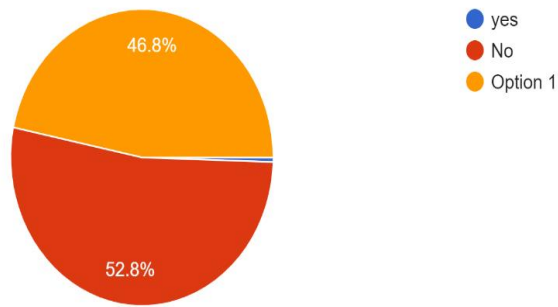
Are you aware of NSS and NCC activities in the college?  
1,258 responses



4. Availing SC or other scholarships to the students, 47.1% of respondents rated it as “yes” and 52.9% of respondents rated it as “no”.

Do you avail any scholarship ?

1,247 responses



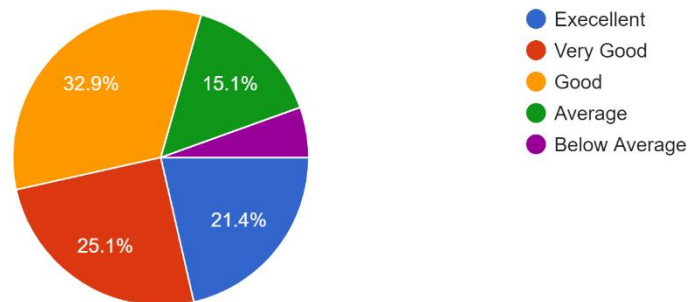
## V. The infrastructure

Overall, the feedback from students about the infrastructure at the College was positive, with many students praising the greenery and cleanliness, and maintenance of the campus and facilities. However, a few students did raise concerns about the availability of parking spaces and the condition of some of the classrooms and equipment.

1. **About Drinking water**, 21.5% of respondents rated it as “excellent”, 25.2% of respondents rated it as “very good”, 32.8% of respondents rated it as “good”, 15.1% of respondents rated it as “average” and 5.5% of them rated it as “below average”.

What would you say about Drinking Water?

1,331 responses

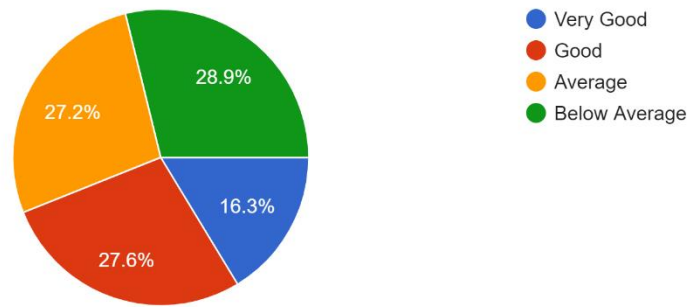


2. **About Toilets**, 16.5% of respondents rated it as “very good”, 27.6% of respondents rated it as “good”, 27.1% of respondents rated it as “average” and 28.8% of them rated it as “below average”.



What would you say about Toilets ?

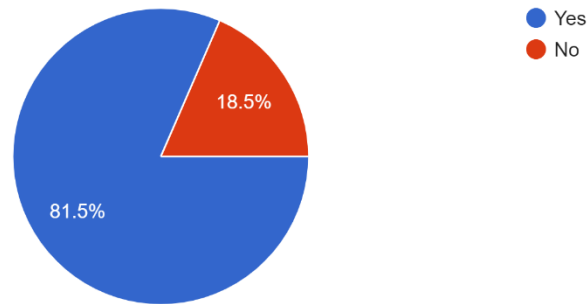
1,331 responses



3. **Regarding working equipment in the lab, 81.6% of respondents rated it as “yes” and 18.4% of respondents rated it as “no”**

Are the lab equipment's in proper working conditions ?

1,245 responses



**Conclusion:**

Based on the feedback received from students, it is clear that the College has many strengths, including dedicated and knowledgeable teachers and a well-stocked library. However, there are also areas for improvement, such as increasing the availability of teachers outside of class for additional support and addressing concerns about the availability of parking and the condition of some classrooms and equipment. The college should continue to prioritize gathering and analyzing feedback from students in order to identify areas for improvement and ensure that all students have a positive experience at the college.